

nature masterclasses

WELCOME TO NATURE MASTERCLASSES

Use this guide to set up your *Nature Masterclasses* account to gain access to the online course(s).

HOW TO ACCESS NATURE MASTERCLASSES

Step 1.

Please go to <https://masterclasses.nature.com/> and click the Register icon on the top right.



Step 2.

On the Register page, click 'Your institution' and select your institution from the drop-down menu. Alternatively, you can start typing the name of your institution and select from the options that will appear.

Registration

Please type only in English and Latin characters as this form is unable to accept other character types.

* denotes mandatory fields

* Your institution

Filter list by institution name

No affiliation / other institution		
AdventHealth Orlando	Kobe University	The Christie Hospital
Aga Khan University	Laboratory of Instrumentation and Experimental Particles Physics	The University of Texas at Austin
AGH University of Science and Technology	Leibniz Centre for Tropical Marine Research	Tokyo University of the Arts
Aichi Medical University		TriLink BioTechnologies (United States)

* email address

* First name

* Last name

* Job Title

- please select -

Step 3.

Complete the form with your personal information.

MENU ▾
nature
masterclasses

** denotes mandatory fields*

* Your institution

* email address

* First name

* Last name

* Job Title

* Discipline

* Country

Already registered? [Login here](#)

Step 4.

Read the Privacy Policy and tick that you accept it. Then click the “Register” button.

MENU ▾ nature masterclasses 🔍 👤

* Last name

* Job Title

* Discipline

* Country

Already registered? [Login here](#)

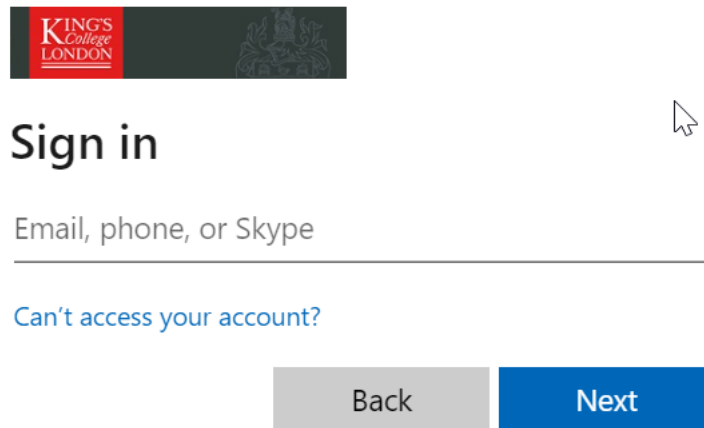
By clicking 'send' below, I agree that Nature Masterclasses (Springer Nature Ltd) can use my information to communicate with me about the online training courses I undertake. Personal information will be processed in line with the Springer Nature Ltd [privacy policy](#).

Yes, I accept the privacy policy

[Privacy Policy](#) | [Terms and Conditions](#)

Step 5.

This will take you to your institution’s Single Sign-On page. Enter your network ID and password and click Login. As an example, you see here the King’s College Single Sign-On page.



Your username should be entered as your King's ID followed by @kcl.ac.uk. For example
K*****@kcl.ac.uk

This system is for authorised users only.

By logging in you agree to the King’s College London IT Acceptable Use Policy which is on the Governance Zone of the KCL website.

You are responsible for abiding by this policy.

Step 6.

This will take you to the following page, where you'll be asked to check your mail box for a confirmation email from Nature Masterclasses. If you can't find the email, click "Resend Email".

MENU ▾ nature masterclasses

✓ If you are a registered user, we will send you an email to activate your account. ✕

Almost there - please check your inbox.

We need to make sure that the email address you provided belongs to you.

To confirm your email address you need to:

1. Find our confirmation email in your inbox.
2. Click the link in the confirmation email.

Didn't get a confirmation email?


Please also check your spam, junk or "unwanted" folder.

Didn't find our confirmation email?

Have the message sent to you again.

Please note: the message will be sent to the email address you provided when registering.

★

I'm not a robot  reCAPTCHA
Privacy - Terms

We collect and use your personal data to facilitate your request. We won't contact you for anything unrelated to this request. Further information can be found in our Privacy Policy Page (see the link in the footer of this page).

[Resend Email](#)

Can't access the email address you provided?

If you can no longer access the e-mail address that is stored in our system, please contact our customer service.

Are you stuck?

Please contact our customer service, we will be happy to help you. Customer Service.

Step 7.

Open the confirmation email from Nature Masterclasses and click the verification link. If the link doesn't work, copy and paste the provided link in your browser.

Your request to set your email address

 **noreply@example.com** <noreply@example.com>
To:  email1@idpdomain.com

Dear email1@idpdomain.com,

Please click on the following link to verify your email address.

[Verify your email address](#)

If the link does not work, please copy following link into your browser <http://naturemasterclasses-preview.springer-sbm.com:9000/myprofile-email/change/62c852501b00000287c6d5a3>

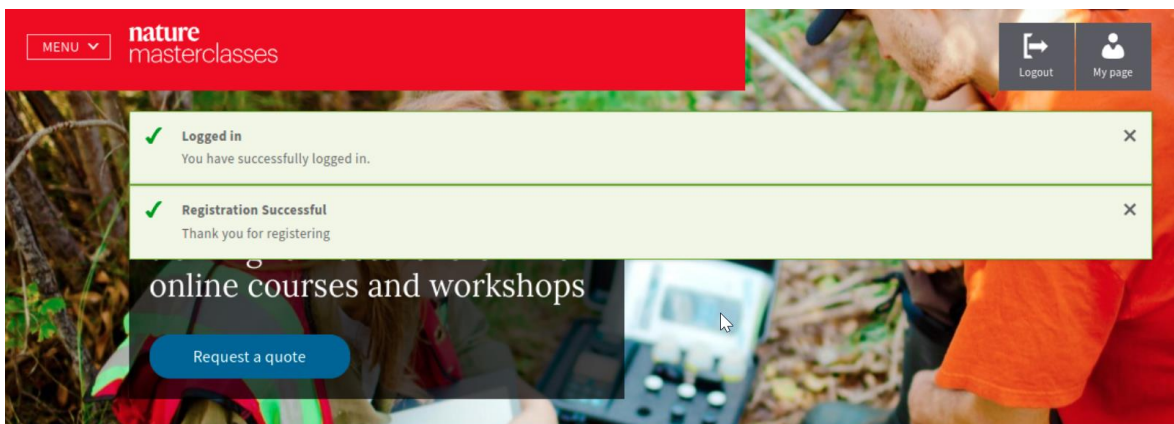
Kind regards,
Your Customer Service Center

Nature Masterclasses is provided by Nature Research, part of Springer Nature

Nature Research
4 Crinan Street
London
N1 9XW
UK
E: onlineservice@springernature.com

Step 8.

The verification link will lead you back to Nature Masterclasses website where you are now automatically logged in. You are ready to visit the course pages and start learning!



Step 9.

If you log out of your account, you can login again by clicking the “Login” icon at the top right (see the picture of Step 1). On the login page, go to the “**Institutional login (Single Sign-On)**” section and click “Select your Institution”. Select your institution from the list and you will be redirected to your Institution Single Sign-On page, where you need to provide your ID and password. Once this is done, you will be back to the Nature Masterclasses website as a logged in user and you can continue learning with us!

IMPORTANT: please **do NOT try to login** via the regular login, since your institution has Single Sign-On access for Nature Masterclasses.

nature masterclasses

Register

Log in to access our online courses for researchers

Regular login
If you have registered on this site.

Email address
Enter your email address

Password
Enter your password

[Forgot your password?](#)

Remember Me

Login

Institutional login (single sign on)
If your institution provides access to Nature Masterclasses via its own login system.

Select your institution

IMPORTANT: There is also **another way of gaining access** to the courses, if you try by mistake to **login with your institutional credentials before registering.**

Step 1(b).

On the login page, go to the **“Institutional login (Single Sign-On)”** section and click **“Select your Institution”**. Select your institution and you will be redirected to your Institution Single Sign-On page, where you need to provide your ID and password.

nature masterclasses

Register

Log in to access our online courses for researchers

Regular login
If you have registered on this site.

Email address
Enter your email address

Password
Enter your password

[Forgot your password?](#)

Remember Me

Login

Institutional login (single sign on)
If your institution provides access to Nature Masterclasses via its own login system.

Select your institution

Step 2 (b).

This will take you to your institution’s Single Sign-On page. Enter your network ID and password and click Login. As an example, you see here the King’s College Single Sign-On page.



Sign in

Email, phone, or Skype

[Can't access your account?](#)

Back

Next

Your username should be entered as your King's ID followed by @kcl.ac.uk. For example
K*****@kcl.ac.uk

This system is for authorised users only.

By logging in you agree to the King’s College London IT Acceptable Use Policy which is on the Governance Zone of the KCL website.

You are responsible for abiding by this policy.

Step 3(b).

This will take you to the following page, where you'll be asked to complete a registration form with your personal information. From now on, follow the steps 3,4 and then 6-8.

The screenshot shows a registration form for Nature Masterclasses. At the top left, there is a red navigation bar with a 'MENU' dropdown and the 'nature masterclasses' logo. At the top right, there are three icons: 'Search', 'Logout', and 'My page'. The main content area is a white box with a light gray border. It contains the following elements:

- Text: "New here? Register to access our online courses for researchers."
- Form fields:
 - * Email address (text input)
 - * First name (text input)
 - * Last name (text input)
 - * Profession Title (dropdown menu, currently showing "- please select -")
 - * Discipline (dropdown menu, currently showing "- please select -")
 - * Country (dropdown menu, currently showing "- please select -")
- Text: "Already registered? Login here (link)"
- Text: * Yes, I accept the privacy policy
- Text: "Privacy Policy (link) | Terms and Conditions (link)"
- Button: "register" (blue button)

You'll find further useful information, FAQs and contact details for our support teams on our [Help](#) page. We hope you enjoy the courses!